20-Stitch Tall Cross Stitch Alphabet Chart (A-Z, a-z & 0-9)

Whole cross stitches only (Jersey Large, 20 stitches tall) · 14-ct: 1.43 in (3.6 cm) · 16-ct: 1.25 in · 18-ct: 1.11 in

How to read: 1 square = 1 full cross stitch. Bold lines mark every 10 stitches. Leave 2 blank columns between letters and 6 for a space.

Uppercase A - I (20 stitches tall)

185 x 20 stitches shown



Uppercase J - R (20 stitches tall)

200 x 23 stitches shown

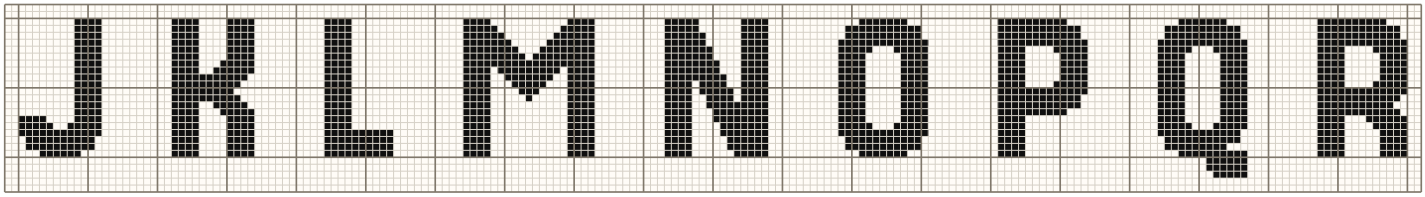

Uppercase S - Z (20 stitches tall)

181 x 20 stitches shown



20-Stitch Cross Stitch Alphabet - Lowercase, Numbers & Symbols

Matching lowercase letters, digits 0-9, and sampler symbols in the same 20-stitch font.

Lowercase a - m

259 x 26 stitches



Lowercase n - z

285 x 24 stitches



Numbers 0 - 9 & Symbols (& heart ! ? - + /)

305 x 20 stitches

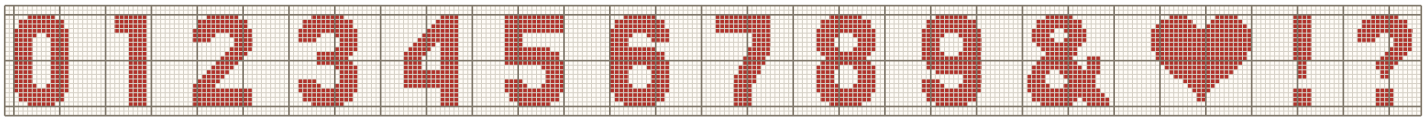

Lettering Spacing, Centering & Classic DMC Floss Suggestions

1. Finished letter height (20 stitches): 11-ct = 1.82 in (4.6 cm) | 14-ct = 1.43 in (3.6 cm) | 16-ct = 1.25 in (3.2 cm) | 18-ct = 1.11 in (2.8 cm).

2. Spacing & centering: Leave 2 blank stitches between letters and 5-6 blank stitches between words. Count the total width in stitches, divide by 2, and begin that many stitches left of your fabric center mark.

3. Classic sampler floss shades: DMC 310 (Black), DMC 3371 (Black Brown), DMC 321 (Christmas Red), DMC 815 (Garnet), DMC 820 (Very Dark Royal Blue), or DMC 500 (Very Dark Blue Green) with 2 strands on 14/16-count Aida.

4. Type your own words: Open thecrossstitchpatternmaker.com/cross-stitch-font-generator to type any name or date in 22 fonts and export a custom multi-line chart free.